

Please check the examination details below before entering your candidate information

Candidate surname					Other names				
Centre Number					Candidate Number				
Pearson Edexcel Level 1/Level 2 GCSE (9–1)					<div style="display: flex; justify-content: space-around;"> <div style="border: 1px solid black; width: 20px; height: 20px;"></div> <div style="border: 1px solid black; width: 20px; height: 20px;"></div> <div style="border: 1px solid black; width: 20px; height: 20px;"></div> <div style="border: 1px solid black; width: 20px; height: 20px;"></div> <div style="border: 1px solid black; width: 20px; height: 20px;"></div> </div> <div style="display: flex; justify-content: space-around;"> <div style="border: 1px solid black; width: 20px; height: 20px;"></div> <div style="border: 1px solid black; width: 20px; height: 20px;"></div> <div style="border: 1px solid black; width: 20px; height: 20px;"></div> <div style="border: 1px solid black; width: 20px; height: 20px;"></div> </div>				
Wednesday 22 May 2019									
Afternoon (Time: 1 hour 45 minutes)					Paper Reference 1PH0/1F				
Physics Paper 1 <div style="text-align: right;">Foundation Tier</div>									
You must have: Calculator, ruler								Total Marks	

Instructions

- Use **black** ink or ball-point pen.
- **Fill in the boxes** at the top of this page with your name, centre number and candidate number.
- Answer **all** questions.
- Answer the questions in the spaces provided
– *there may be more space than you need.*
- Calculators may be used.
- Any diagrams may NOT be accurately drawn, unless otherwise indicated.
- You must **show all your working out** with **your answer clearly identified** at the **end of your solution**.

Information

- The total mark for this paper is 100.
- The marks for **each** question are shown in brackets
– *use this as a guide as to how much time to spend on each question.*
- In questions marked with an asterisk (*), marks will be awarded for your ability to structure your answer logically showing how the points that you make are related or follow on from each other where appropriate.
- A list of equations is included at the end of this exam paper.

Advice

- Read each question carefully before you start to answer it.
- Try to answer every question.
- Check your answers if you have time at the end.

Turn over ►

R56429A

©2019 Pearson Education Ltd.

1/1/1/1/1/1/1/1/

Answer ALL questions. Write your answers in the spaces provided.

Some questions must be answered with a cross in a box ☐.
If you change your mind about an answer, put a line through the box ☒ and then mark your new answer with a cross ☐.

- 1 (a) Figure 1 shows a speed/time graph for a car.

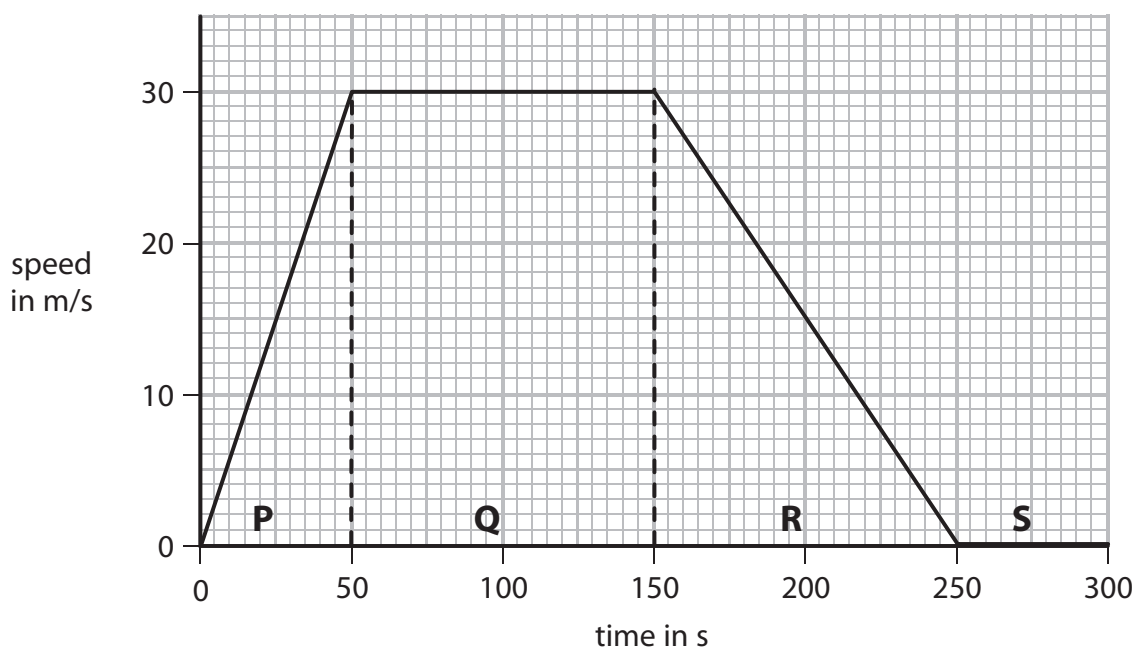


Figure 1

- (i) The graph in Figure 1 is divided into four parts, **P**, **Q**, **R** and **S**.

Draw a line from the letter for each **part** to the correct **description of the motion** during that part.

One line has been drawn for you.

(2)

part	description of the motion
<input type="text" value="P"/>	<input type="text" value="the car is standing still"/>
<input type="text" value="Q"/>	<input type="text" value="the car is accelerating"/>
<input type="text" value="R"/>	<input type="text" value="the car is decelerating"/>
<input type="text" value="S"/>	<input type="text" value="the car is travelling at constant speed"/>

(ii) In two parts of the graph in Figure 1 the forces are balanced.

State the letters of the two parts of the graph where the horizontal forces acting on the car are balanced.

(2)

part

and part

(iii) Calculate the distance travelled by the car in part Q.

Use the equation

distance travelled = average speed \times time

(2)

(b) A car with a mass of 1800 kg is accelerating at 1.2 m/s^2 .

Calculate the force used to accelerate the car.

Use the equation

force = mass \times acceleration

(2)

(Total for Question 1 = 8 marks)

- 2 (a) Figure 2 shows an energy transfer diagram for a steam engine.

The diagram shows the amounts of energy transferred each second by the steam engine.

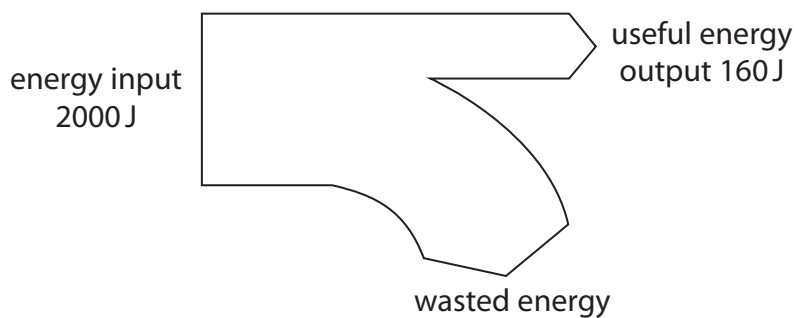


Figure 2

- (i) Calculate the amount of wasted energy.

(1)

- (ii) Calculate the efficiency of the steam engine.

Use the equation

$$\text{efficiency} = \frac{(\text{useful energy transferred by the steam engine})}{(\text{total energy supplied to the steam engine})}$$

(2)

(iii) State what happens to the wasted energy.

(1)

(iv) Coal is a fossil fuel that is burnt in some steam engines.

State **two** ways that the use of coal might be harmful to the environment.

(2)

(b) A model train has a mass of 8.0 kg.
It travels at a speed of 1.5 m/s.

Calculate the kinetic energy of the model train.

Use the equation

$$\text{kinetic energy} = \frac{1}{2} \times \text{mass} \times (\text{speed})^2$$

(3)

(Total for Question 2 = 9 marks)

- 3 (a) Figure 3 shows a ray of light going from air to glass.

Fill in the labels in Figure 3 using words from the box.

critical	incident	normal	reflected	refracted
----------	----------	--------	-----------	-----------

(3)

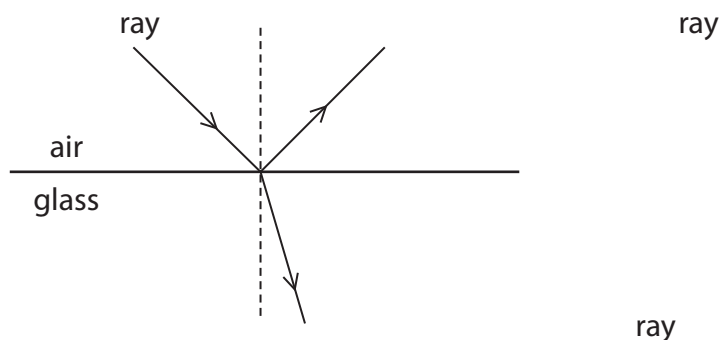


Figure 3

- (b) (i) An astronomer observes light from a distant galaxy.

As the galaxy moves away from us, the spectrum of the light is

(1)

- ☐ **A** blue-shifted
- ☐ **B** green-shifted
- ☐ **C** red-shifted
- ☐ **D** violet-shifted

- (ii) The shift in the spectrum of light from the distant galaxy provides evidence for the expansion of the

(1)

- ☐ **A** Earth
- ☐ **B** Milky Way Galaxy
- ☐ **C** Solar System
- ☐ **D** Universe

(c) The speed of sound in air is 300 m/s.

The speed of sound in water is 1500 m/s.

Calculate the ratio of the speed of sound in air to the speed of sound in water.

(2)

(Total for Question 3 = 7 marks)

4 (a) (i) Use words from the box to complete the sentences below about ions.

absorbing	gaining	inner	losing	outer
-----------	---------	-------	--------	-------

(2)

Atoms may form positive ions by _____ electrons.

The electrons involved in forming positive ions are the _____ electrons.

(ii) Which of these radiations is both electromagnetic and ionising?

(1)

- ☐ **A** alpha
- ☐ **B** beta minus
- ☐ **C** gamma
- ☐ **D** neutron

(iii) Which type of radiation will travel the shortest distance in air?

(1)

- ☐ **A** alpha
- ☐ **B** beta minus
- ☐ **C** beta plus
- ☐ **D** gamma

(b) Lead-214 is a radioactive isotope.

(i) State **one** way in which radioactive isotopes can be harmful to people.

(1)

(ii) Lead-214 emits β^- particles.

Describe what happens to the nucleus of a lead-214 atom when it emits a β^- particle.

(2)

(c) The typical size of an atom is

(1)

- ☐ A 10^{-5} m
- ☐ B 10^{-10} m
- ☐ C 10^{-15} m
- ☐ D 10^{-20} m

(d) The mass of a proton is 1.6726×10^{-27} kg.
The mass of an electron is 9.1094×10^{-31} kg.

Calculate how many times the mass of a proton is greater than the mass of an electron.

Give your answer to two significant figures.

(3)

(Total for Question 4 = 11 marks)

5 (a) Radioactivity is used in PET scanners in hospitals.

(i) Describe **one** use of PET scanners in hospitals.

(2)

(ii) State **two** precautions that hospital staff should take when working with radioactivity.

(2)

DO NOT WRITE IN THIS AREA

DO NOT WRITE IN THIS AREA

DO NOT WRITE IN THIS AREA

- (b) (i) X-rays can be used in diagnosis and treatment from outside the body. Some x-rays are absorbed by bone as they travel through the body.

Figure 4 shows how the intensity of the x-ray beam gets less as the x-rays travel further through the bone.

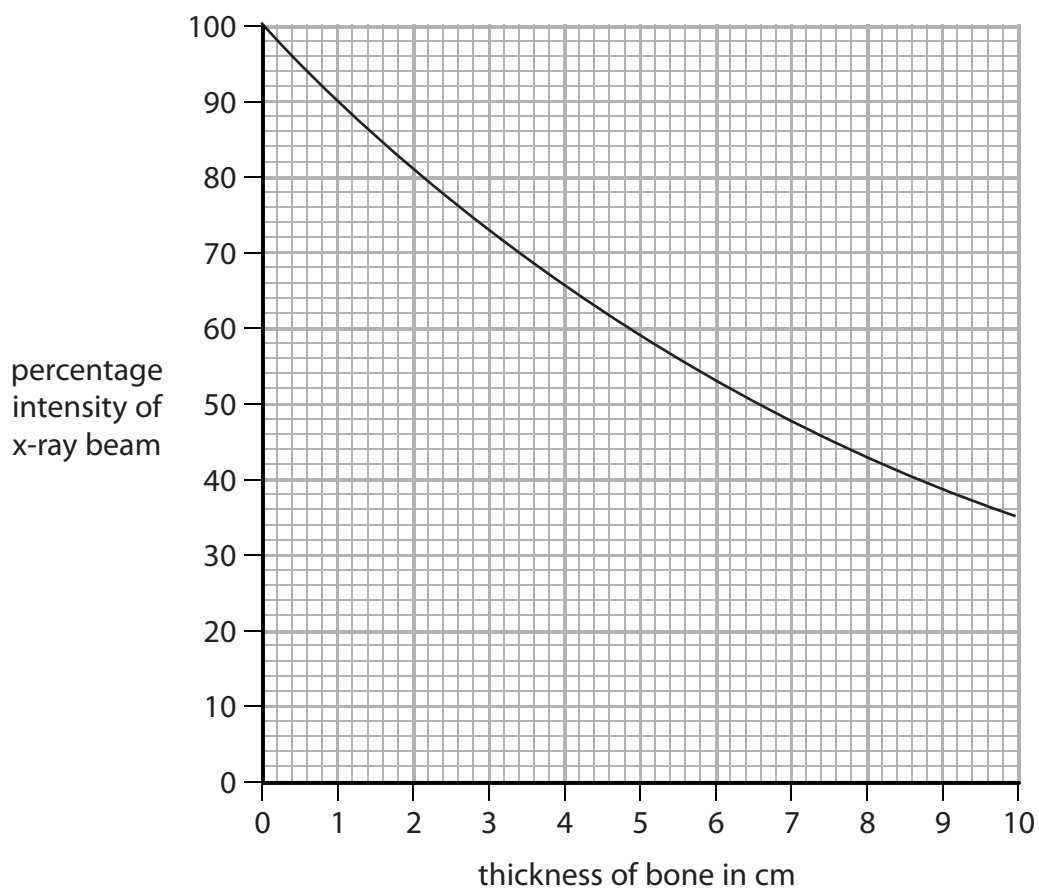


Figure 4

Use the graph to determine the thickness of bone that will reduce the percentage intensity of the x-ray beam by half.

(2)

- (ii) Radioactive isotopes may be placed inside the body for treatment.
The energy absorbed by tissue in the body needs to be known.

The number of joules of energy absorbed by each kilogram of tissue is measured in one of the units shown.

This unit is

(1)

- ☐ **A** kg/W
- ☐ **B** J/kg
- ☐ **C** kg/J
- ☐ **D** W/kg

- (c) Nuclear power is used for generating electricity.

- (i) State **two** advantages of generating electricity using nuclear power compared with generating electricity from gas-fired power stations.

(2)

- (ii) Using nuclear power stations to generate electricity is unpopular with many people.

State **two** reasons why nuclear power stations are unpopular.

(2)

(Total for Question 5 = 11 marks)

- 6 (a) (i) Which of these would be a typical speed for a racing cyclist travelling down a steep straight slope?

(1)

- ☐ A 0.2 m/s
☐ B 2 m/s
☐ C 20 m/s
☐ D 200 m/s

- (ii) A cyclist travels down a slope.

The top of the slope is 20 m vertically above the bottom of the slope.

The cyclist has a mass of 75 kg.

Calculate the change in gravitational potential energy of the cyclist between the top and the bottom of the slope.

The gravitational field strength, g , is 10 N/kg.

(3)

- (b) An aircraft waits at the start of a runway.

The aircraft accelerates from a speed of 0 m/s to a speed of 80 m/s.

The acceleration of the aircraft is 4 m/s².

Calculate the distance, x , travelled by the aircraft while it is accelerating.

Use the equation

$$x = \frac{v^2 - u^2}{2a}$$

(2)

- (c) A student needs to measure the average speed of an accelerating trolley between two marks on a bench.

Figure 5 shows the arrangement of some apparatus that the student can use.

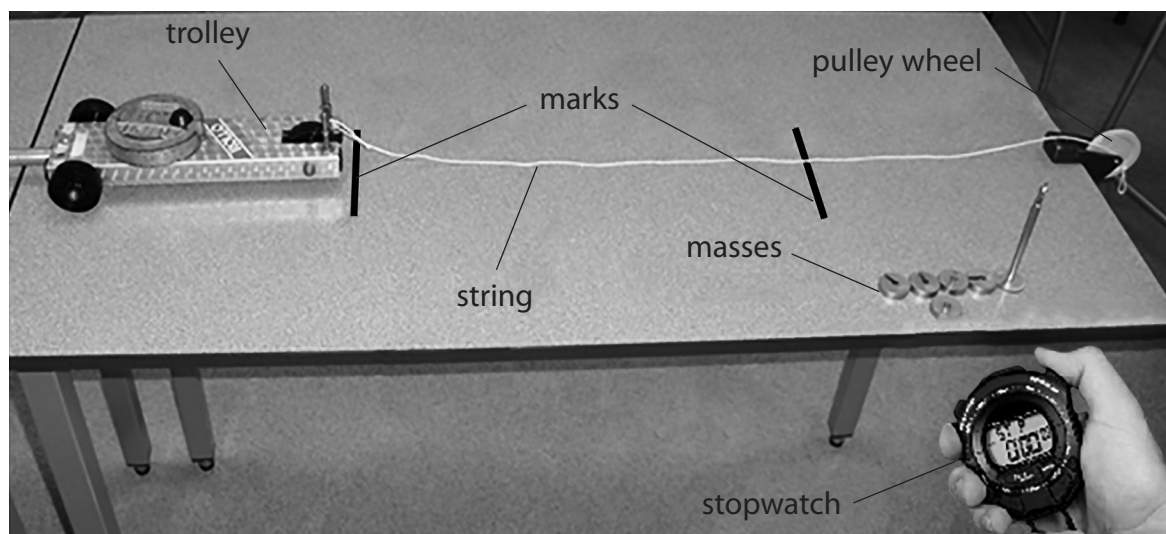


Figure 5

- (i) One piece of apparatus is missing from the diagram.
This piece of apparatus is needed to determine the average speed.
State the extra piece of apparatus needed to determine the average speed. (1)
- (ii) Describe how the student can make the trolley accelerate along the bench. (2)

- (iii) The student wishes to develop the experiment to determine the acceleration of the trolley.

State **one other** measurement that the student must make to determine the acceleration of the trolley.

(1)

(Total for Question 6 = 10 marks)

DO NOT WRITE IN THIS AREA

DO NOT WRITE IN THIS AREA

DO NOT WRITE IN THIS AREA

BLANK PAGE

- 7 (a) Equal volumes of hot water are added to two cans.
The cans are identical apart from their surfaces.
One can has a black surface and the other can has a silver surface.
The cans are left to cool and their temperatures are monitored.
The graph in Figure 6 shows the results.

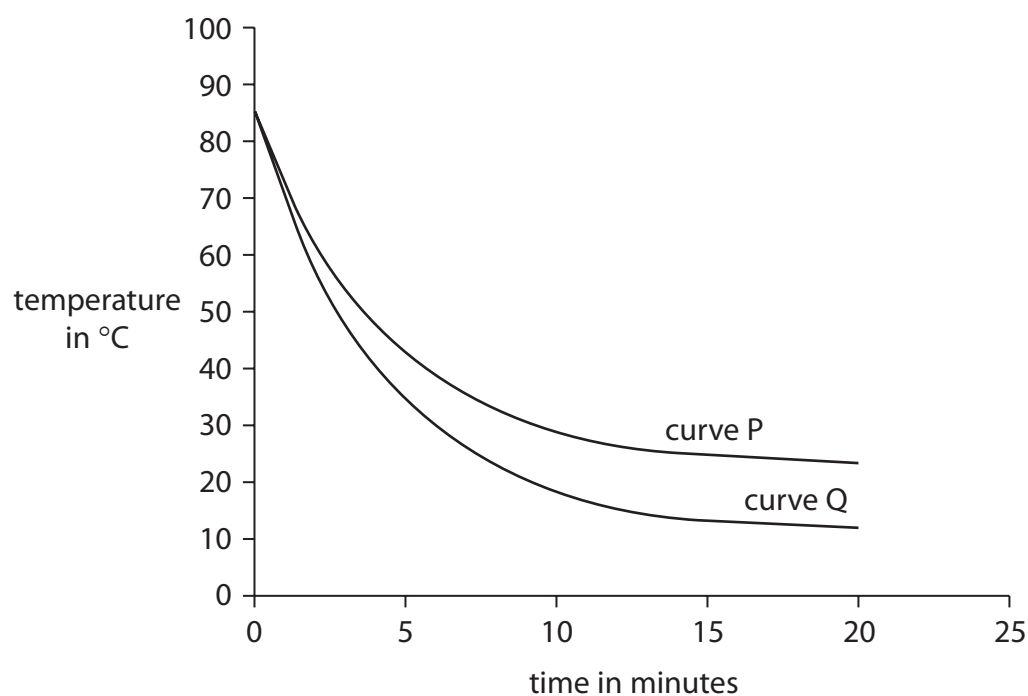


Figure 6


Explain, using evidence from the graph, which curve is for the black can and which curve is for the silver can.

(2)

*(b) Figure 7 shows some apparatus.



small infrared heating lamp



set of three cans of the same size and material but of different surfaces

Figure 7

Describe an investigation to find out how the nature of a surface affects the amount of thermal energy absorbed by the surface.

You should use the apparatus in Figure 7 and any additional items you choose. Each can in Figure 7 has a bung in the top with a hole in it.

You may use a diagram if it helps your answer.

(6)

DO NOT WRITE IN THIS AREA

DO NOT WRITE IN THIS AREA

DO NOT WRITE IN THIS AREA

DO NOT WRITE IN THIS AREA

DO NOT WRITE IN THIS AREA

DO NOT WRITE IN THIS AREA

(c) Figure 8 shows a section of the electromagnetic spectrum.

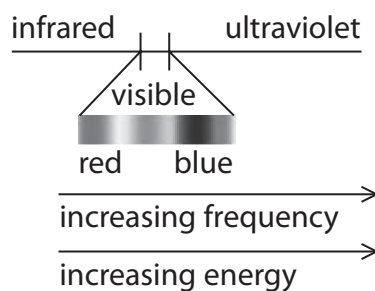


Figure 8

- (i) State **one** type of electromagnetic radiation that has a higher frequency than ultraviolet.

(1)

- (ii) One star is blue and another star is red.

Explain why an astronomer expects the blue star to be hotter than the red star.

(2)

(Total for Question 7 = 11 marks)

DO NOT WRITE IN THIS AREA

DO NOT WRITE IN THIS AREA

DO NOT WRITE IN THIS AREA

BLANK PAGE

8 (a) Which colour of visible light has the longest wavelength?

(1)

- ☐ **A** blue
- ☐ **B** green
- ☐ **C** red
- ☐ **D** yellow

(b) Some television remote controls use infrared radiation and other remote controls use radio waves.

Explain why an infrared remote control may not switch on the television from behind an armchair but a radio wave remote control always will.

(2)

(c) Figure 9 is a diagram of a water wave.

A cork is floating on the water.

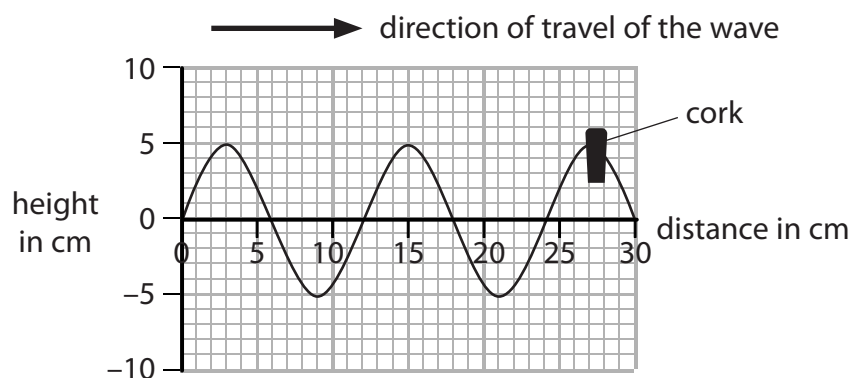


Figure 9

(i) Use the scale on the diagram to measure the wavelength of the wave.

(2)

(ii) Describe the motion of the cork.

You should include how the cork moves relative to the direction of travel of the wave.

(2)

(d) A different water wave has a wavelength of 0.25 m and a frequency of 1.5 Hz.

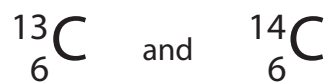
Calculate the wave speed.

(2)

(Total for Question 8 = 9 marks)

- 9 (a) Carbon-13 and carbon-14 are isotopes of carbon.

Nuclei of carbon-13 and carbon-14 can be represented by these symbols



Complete the table for an atom of carbon-13 and an atom of carbon-14.

(2)

	number of neutrons in the nucleus	number of electrons in orbit around the nucleus
carbon-13		
carbon-14		

- (b) (i) State the name of an instrument that can be used to measure radioactivity.

(1)

- (ii) State **two** sources of background radiation.

(2)

- (c) Carbon-14 is radioactive and has a half-life of 5 700 years.

The number of radioactive carbon-14 atoms in a very old piece of wood is found to have decreased from 1 000 000 to 125 000.

Determine the age of the piece of wood.

(2)

*(d) In 1908 a scientist called Rutherford was investigating ideas about atoms.

His students fired a beam of alpha particles at a thin piece of gold foil.

Figure 10 shows the arrangement of the experiment.

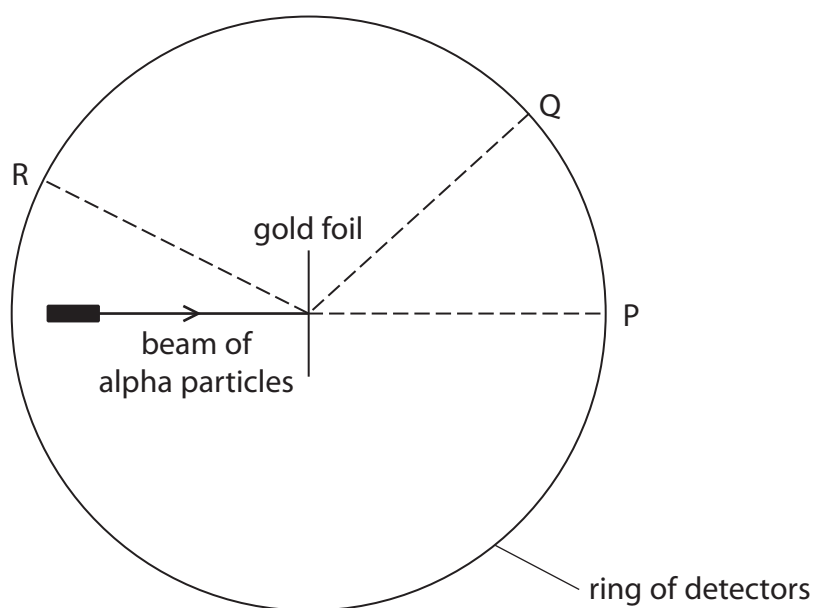


Figure 10

Some alpha particles were found at all parts of the ring of detectors.

The table in Figure 11 shows how many alpha particles were detected at P, at Q and at R, in one experiment.

position	number of alpha particles detected
P	72340
Q	25
R	2

Figure 11

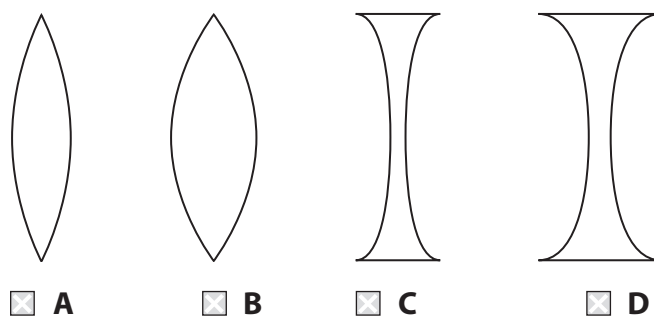
Explain what the information in Figure 10 and Figure 11 shows about the structure of an atom.

(6)

(Total for Question 9 = 13 marks)

10 (a) (i) Which lens is a converging lens with the greatest power?

(1)



(ii) The equation that relates the power of a lens to the focal length of the lens is

$$\text{power (in dioptres)} = \frac{1}{\text{focal length (in metres)}}$$

The power of a lens is 5 dioptres.

Use the equation to calculate the focal length of the lens in cm.

(2)

(b) Figure 12 shows a semicircular glass block.

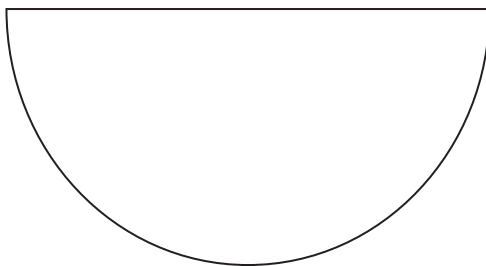


Figure 12

Describe how a student could use the semicircular glass block and other apparatus to determine the critical angle for a glass-air boundary.

You should add to the diagram in Figure 12 to help with your answer.

(4)

- (c) (i) A long time ago, scientists believed that the Earth was at the centre of the Solar System.

Evidence has since proved that the Sun is at the centre of the Solar System.

State **one other** idea about the Solar System that **has** changed over time.

(1)

(ii) Figure 13 shows data for some of the planets of the Solar System.

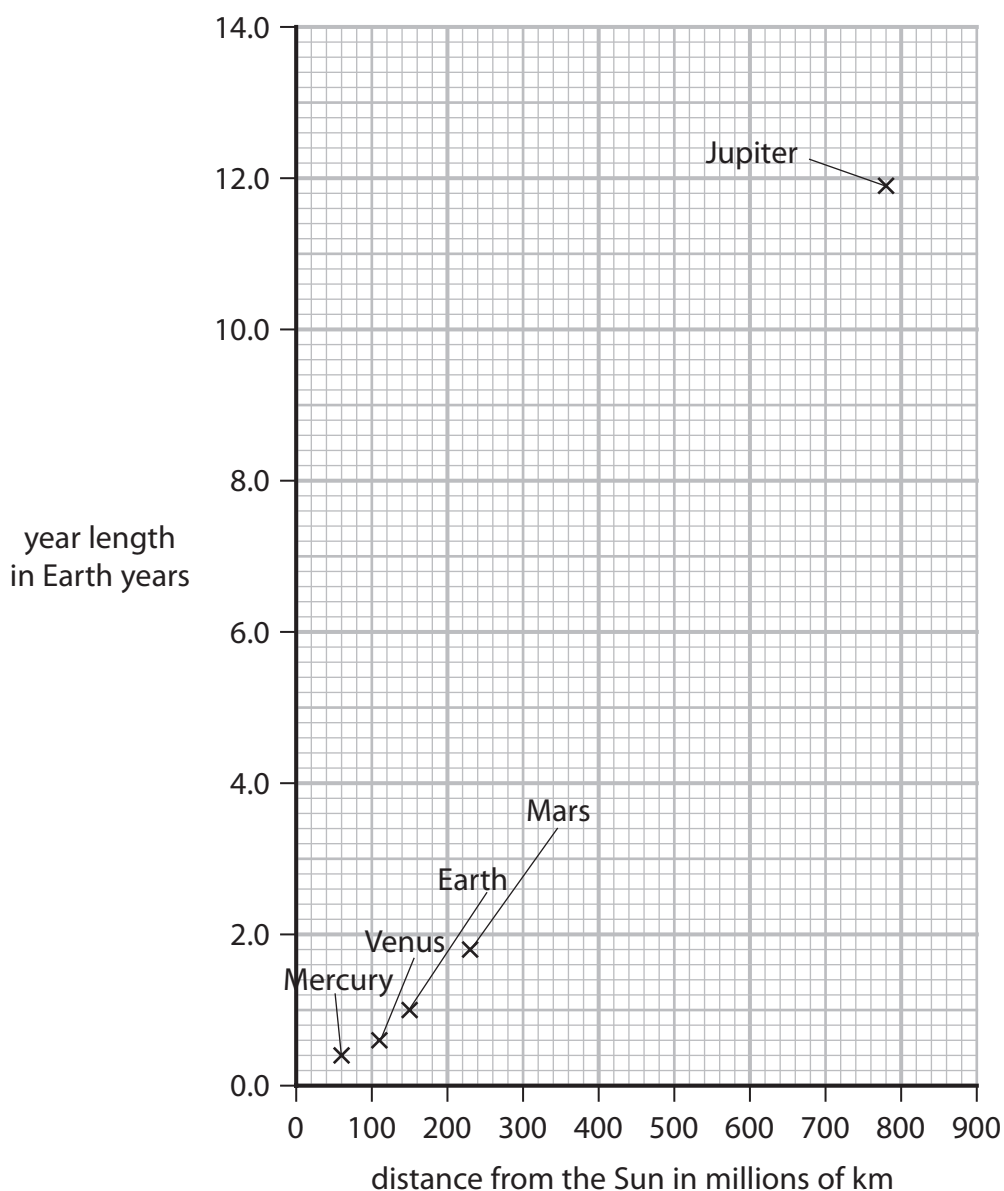


Figure 13

Ceres is an asteroid that orbits the Sun between Mars and Jupiter. It takes Ceres 4.6 Earth years to make one orbit of the Sun.

Use the graph to estimate the distance of Ceres from the Sun.

Show your working.

(3)

(Total for Question 10 = 11 marks)

TOTAL FOR PAPER = 100 MARKS

Equations

$$(\text{final velocity})^2 - (\text{initial velocity})^2 = 2 \times \text{acceleration} \times \text{distance}$$

$$v^2 - u^2 = 2 \times a \times x$$

$$\text{energy transferred} = \text{current} \times \text{potential difference} \times \text{time}$$

$$E = I \times V \times t$$

$$\text{potential difference across primary coil} \times \text{current in primary coil} = \text{potential difference across secondary coil} \times \text{current in secondary coil}$$

$$V_p \times I_p = V_s \times I_s$$

$$\text{change in thermal energy} = \text{mass} \times \text{specific heat capacity} \times \text{change in temperature}$$

$$\Delta Q = m \times c \times \Delta \theta$$

$$\text{thermal energy for a change of state} = \text{mass} \times \text{specific latent heat}$$

$$Q = m \times L$$

$$P_1 V_1 = P_2 V_2$$

$$\text{to calculate pressure or volume for gases of fixed mass at constant temperature}$$

$$\text{energy transferred in stretching} = 0.5 \times \text{spring constant} \times (\text{extension})^2$$

$$E = \frac{1}{2} \times k \times x^2$$